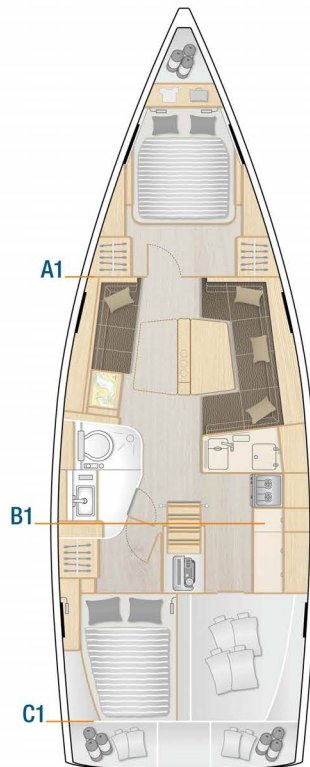


SPECIFICATION

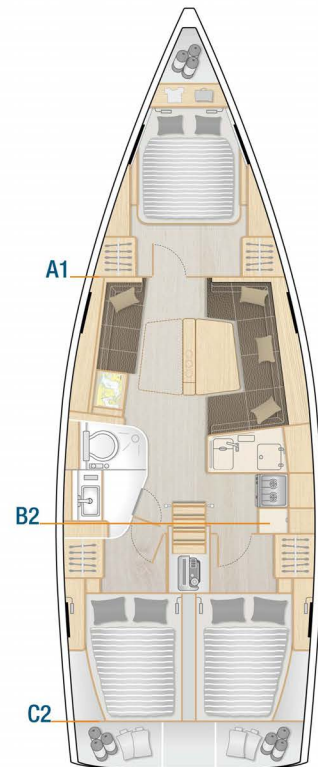


LOA		12.40 m	40' 8"
Hull length		11.99 m	39' 4"
LWL		11.40 m	37' 5"
Beam		4.17 m	13' 8"
Draft			
shallow keel		1.74 m	5' 9"
L-keel, medium		2.07 m	6' 9"
Displacement			
shallow keel	approx.	10.41 t	22,950 lbs
L-keel, medium	approx.	10.15 t	22,377 lbs
Engine Diesel			
standard	approx.	39.00 PS	39.00 hp
option	approx.	57.00 PS	57.00 hp
Fuel tank	approx.	160 l	42 gal
Fresh water	approx.	475 l	125 gal
CE Certificate		A - 10	
Design		judel / vrolijk & co	
Interior		HanseYachts Design	
Mast length above WL	approx.	19.60 m	64' 4"
Total sail area	approx.	87.00 m ²	936 sq ft
Main sail			
standard	approx.	52.50 m ²	565 sq ft
furling	approx.	45.00 m ²	484 sq ft
Self-tacking jib	approx.	34.50 m ²	371 sq ft
Crossover	approx.	76.90 m ²	828 sq ft
Gennaker	approx.	120.00 m ²	1,292 sq ft

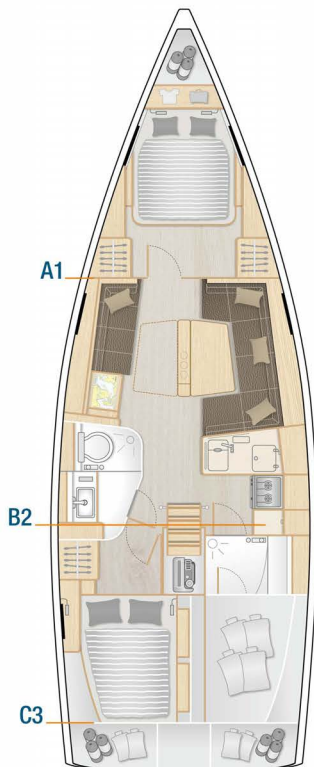
418



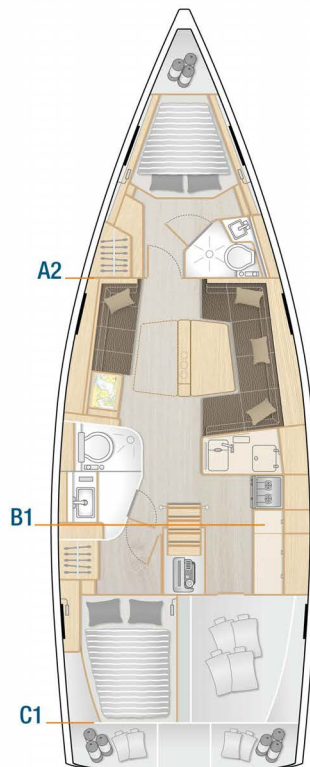
Standard



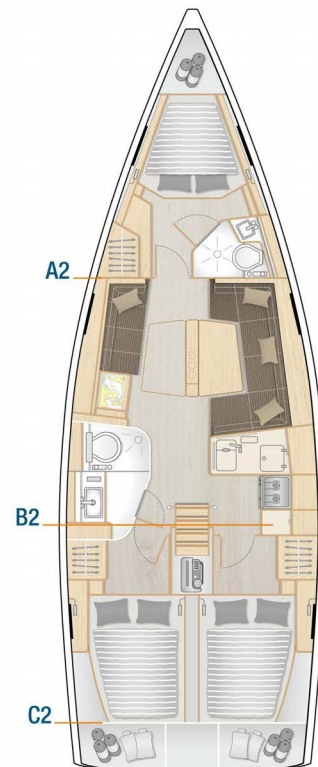
Option



Option



Option



Option

HULL

- 6 hull windows (3 each side)
- GRP hull, isophthalic gelcoat, colour: Signal White (RAL9003), 1st layer vinyl ester resin and balsa sandwich laminat
- Waterline and cove line, isophthalic gelcoat, colour: Dark Grey (RAL 7043)

KEEL

- L-keel, cast iron, draft: 2.07 m
- GRP rudder with sea-water resistant aluminium shaft and selfaligning bearings

LAYOUT & INTERIOR

- A1: Master cabin with island double berth and storage space
- B1: Saloon with large L-galley, dining area on stb and sofa on port
 - separate head with shower stall on port (only with layout C1)
- C1: Aft cabin with double berth and storage space on port, utility room on stb (only with layout B1)
- 2-burner gas stove, 12 V fridge approx. 130 l, waste bin, double stainless steel sink with mixing tab
- Interior furniture in high quality marine plywood, satin varnish
- Hanse companionway closing system
- Saloon table, folding with stowage
- Worktop in galley - Black Quartz

WOOD (FURNITURE, FLOORBOARD)

- Furniture - Mahogany Style, Satin Varnish
- Cupboard fronts in wood colour
- Floorboard - Acacia

UPHOLSTERY

- Mattresses for all berths
- Upholstery - Monte Carlo, colour: Cream

DECK & OUTSIDE EQUIPMENT

- GRP deck with antislip surface, isophthalic gelcoat, colour: Signal White (RAL 9003), 1st layer vinyl ester resin with balsa sandwich core. 1 cockpit locker on stb, stern locker on port and stb, stowage for running rigging at helm position, anchor locker at bow.
- Teak on cockpit benches
- Teak on bathing platform

- Twin wheel steering system with emergency tiller
- 2 stainless steel steering wheels with leather cover
- Cockpit table, stainless steel with folding teak tops
- Pulpit and pushpit, stainless steel
- Railing, incl. stanchions and stainless steel wire
- Covered halyards and control lines lead to cockpit helm position, organizers and jammers, 4 mooring cleats, handrail on coach roof, bow anchor fitting with step
- 2 LEWMAR 45 ST EVO manual halyard winches
- Bathing platform, manual fold-out with swimming ladder
- Anchor and forestay fitting
- Self tacking jib system
- Mainsheet system
- 5 deck hatches - openable, anchor locker hatch, stowage on coach roof with acrylic glass hatch
- Coach roof side windows with openable portlight on ps
- 6 deck coach roof windows with openable portlight in bathroom, glass next to companionway, glass in saloon and master cabin, 2 portlights in cockpit side for aft-cabins

RIG & SAILS

- Rig, anodized aluminium, deck stepped, with kicker, standing and running rigging and 2 reefs
- Manual jib furler
- QUANTUM Dacron sails - full battened, main and jib

NAVIGATION & INSTRUMENTS

- Illuminated compass
- Navigation lights - LED

PROPULSION

- Fuel tank, approx. 160 l
- Engine (Diesel, approx. 39 hp) - saildrive, 2-blade fix propeller

EQUIPMENT

- 12 V and 230 V electric system with main panels and 230 V shore power and sockets.
- AGM battery set, capacity: 1x 90 Ah + 1x 160 Ah AGM
- Country Version: EU / AUS
- Battery charger 35 A
- Manual toilet with sea water flush - cabin layout B

- LPG gas system, stowage for 1 gas bottle
- Black water system (appr. 55 l) with deck extraction and seacock for head, electric and manual bilge pump
- Fresh water system with electric pump and 20 l hotwater, heated also by main engine
- Fresh water tank, appr. 295 l
- Add. fresh water tank, appr. 180 l

ACCESSORIES

- Mast steps

SHIPPING & TRANSPORT

- CE - Certificate cat. A - 10
- Owners manual
- EC - Type Examination Certificate